



Pacific Advisory Variable Annuity Investment Guide

As of 11/1/23



THE OFFICIAL SPONSOR
OF RETIREMENT™

Investing for the Long Term

When creating a long-term financial plan, the quality of the investments you can access is critical to the overall success of your portfolio. That's why we're proud to offer the strategically selected, cost-conscious investment options available within Pacific Advisory Variable Annuity. You and your financial professional can combine them to create a well-diversified plan to help reduce risks, seek growth, and pursue your financial goals.

A Carefully Curated Investment Lineup

- Managed by a select group of the most respected and well-known money managers in the industry.
- More than 80 institutionally priced individual investment options across a diverse assortment of asset classes.
- More than 20 turnkey asset allocation models to address your financial objectives, comfort with risk, and time horizon.

All of the investment options available with Pacific Advisory Variable Annuity have a net fund expense of 1.13% or less.

When It Comes to Your Money, Experience Matters

The investment options available with Pacific Advisory Variable Annuity are overseen by the following money managers with a combined total of more than \$3 trillion in assets under management.



Net fund expenses are as of the most recent fund prospectus (adjusted for any fee waivers/reimbursements). For more information, including the gross expense ratio, waivers, and/or expense reimbursements, see the applicable fund prospectus. Expenses are subject to change, and there is no guarantee that the investment adviser will continue to waive and/or reimburse fund fees beyond their current terms as outlined in each fund prospectus. In addition, please refer to the variable annuity product prospectus for additional product fees and charges.

Asset allocation and diversification do not guarantee future results, ensure a profit, or protect against loss.

Insurance products can be issued in all states, except New York, by Pacific Life Insurance Company or Pacific Life & Annuity Company. In New York, insurance products are only issued by Pacific Life & Annuity Company. Product/material availability and features may vary by state.

**No bank guarantee • Not a deposit • May lose value
Not FDIC/NCUA insured • Not insured by any federal government agency**

Optimize Gains Through Tax Advantages

Many investors know they can expect to pay capital-gains taxes on the growth of the equities portion of their portfolios. But it can be a surprise to learn that some equities are being taxed at ordinary income-tax rates. Paying more in taxes can significantly impact the growth of your portfolio, which over time, can potentially reduce returns.

Hidden Taxes Could Be Eroding the Growth of Your Portfolio

It's important to understand how taxation affects the assets you own. In this hypothetical example, you can see that some popular equities, indicated by the dotted section, might not receive capital-gains tax treatment.



Asset Location Can Be as Important as Asset Allocation

Locating your investments within Pacific Advisory Variable Annuity can help you take advantage of tax-efficient investing, because taxes are deferred until you begin making withdrawals. This optimizes your portfolio by allowing your money to potentially grow and accumulate faster than it could in many taxable investment vehicles. Another benefit is that when you do begin withdrawing your retirement income, you may be in a lower income-tax bracket, so you'll get to keep more of your money. Consult with your financial professional to begin creating a plan with investment options designed to help you reach your unique financial goals.

Individual Investment Options

Any combination of our individual investment options can be used to create your portfolio. You can also combine these options with any asset-allocation models in this brochure.

	Money Manager/Fund Name	Morningstar Category	Net Fund Expense (%)
U.S. Equity Funds	American Funds [®] IS Growth Fund SM	Large Growth	0.34
	Fidelity [®] VIP Contrafund [®]	Large Growth	0.60
	Fidelity [®] VIP Growth Opportunities Portfolio	Large Growth	0.63
	Goldman Sachs VIT Strategic Growth Fund	Large Growth	0.75
	T. Rowe Price Blue Chip Growth Portfolio	Large Growth	0.75
	Vanguard VIF Growth Portfolio	Large Growth	0.34
	American Funds [®] IS Growth-Income Fund SM	Large Blend	0.28
	BlackRock S&P 500 Index V.I. Fund	Large Blend	0.14
	DFA VA Equity Allocation Portfolio	Large Blend	0.30
	Fidelity [®] VIP Index 500 Portfolio	Large Blend	0.10
	Franklin Rising Dividends VIP Fund	Large Blend	0.65
	Schwab [®] S&P 500 Index Portfolio	Large Blend	0.03
	Vanguard VIF Capital Growth Portfolio	Large Blend	0.34
	Vanguard VIF Equity Index Portfolio	Large Blend	0.14
	Vanguard VIF Total Stock Market Index Portfolio	Large Blend	0.13
	American Funds [®] IS Washington Mutual Investors Fund SM	Large Value	0.25
	BlackRock Equity Dividend V.I. Fund	Large Value	0.67
	DFA VA U.S. Large Value Portfolio	Large Value	0.21
	Goldman Sachs VIT Large Cap Value Fund	Large Value	0.71
	MFS [®] VIT Value Series	Large Value	0.69
	T. Rowe Price Equity Income Portfolio	Large Value	0.74
	Vanguard VIF Diversified Value Portfolio	Large Value	0.29
	Vanguard VIF Equity Income Portfolio	Large Value	0.30
	Franklin Small-Mid Cap Growth VIP Fund	Mid-Cap Growth	0.84
	Invesco V.I. Discovery Mid Cap Growth Fund	Mid-Cap Growth	0.86
	Janus Henderson VIT Enterprise Portfolio	Mid-Cap Growth	0.72
	Goldman Sachs VIT Mid Cap Value Fund	Mid-Cap Blend	0.84
	Vanguard VIF Mid-Cap Index Portfolio	Mid-Cap Blend	0.17
	American Century VP Mid Cap Value	Mid-Cap Value	0.86
	Fidelity [®] VIP Value Strategies Portfolio	Mid-Cap Value	0.64
	Invesco V.I. American Value Fund	Mid-Cap Value	0.89
	MFS [®] VIT New Discovery Series	Small Growth	0.87
	BlackRock Small Cap Index V.I. Fund	Small Blend	0.22
	Fidelity [®] VIP Extended Market Index Portfolio	Small Blend	0.13
Invesco V.I. Main Street Small Cap Fund [®]	Small Blend	0.87	
DFA VA U.S. Targeted Value Portfolio	Small Value	0.29	
Franklin Small Cap Value VIP Fund	Small Value	0.66	

	Money Manager/Fund Name	Morningstar Category	Net Fund Expense (%)
Non-U.S. Equity Funds	American Funds ® IS International Fund SM	Foreign Large Growth	0.53
	Invesco V.I. EQV International Equity Fund	Foreign Large Growth	0.91
	Invesco Oppenheimer V.I. International Growth Fund	Foreign Large Growth	1.00
	MFS ® VIT International Growth Portfolio	Foreign Large Growth	0.88
	Vanguard VIF International Portfolio	Foreign Large Growth	0.41
	American Funds ® IS International Growth and Income Fund SM	Foreign Large Blend	0.55
	Vanguard VIF Total International Stock Market Index Portfolio	Foreign Large Blend	0.11
	DFA VA International Value Portfolio	Foreign Large Value	0.28
	Templeton Foreign VIP Fund	Foreign Large Value	0.84
	DFA VA International Small Portfolio	Foreign Small/Mid Blend	0.40
	American Funds ® IS New World Fund®	Diversified Emerging Mkts	0.57
	Fidelity ® VIP Emerging Markets Portfolio	Diversified Emerging Mkts	0.92
	American Funds ® IS Global Growth Fund SM	Global Large-Stock Growth	0.41
	American Funds ® IS Capital World Growth and Income Fund SM	Global Large-Stock Blend	0.42
U.S. Fixed Income	Aristotle Pacific Capital Floating Rate Income	Bank Loan	0.72
	BlackRock High Yield V.I. Fund	High Yield Bond	0.56
	Vanguard VIF High Yield Bond Portfolio	High Yield Bond	0.25
	American Century VP Inflation Protection Fund	Inflation-Protected Bond	0.52
	American Funds ® IS The Bond Fund of America SM	Intermediate Core Bond	0.21
	Fidelity ® VIP Investment Grade Bond Portfolio	Intermediate Core Bond	0.40
	Vanguard VIF Total Bond Market Index Portfolio	Intermediate Core Bond	0.14
	BlackRock Total Return V.I. Fund	Intermediate Core-Plus Bond	0.48
	PIMCO VIT Total Return Portfolio	Intermediate Core-Plus Bond	0.52
	Western Asset Management Core Plus VIT Portfolio	Intermediate Core-Plus Bond	0.51
	PIMCO VIT Low Duration Portfolio	Short-Term Bond	0.50
	Vanguard VIF Short-Term Investment Grade Portfolio	Short-Term Bond	0.14
	DFA VA Short-Term Fixed Portfolio	Ultrashort Bond	0.12
	Franklin Strategic Income VIP Fund	Multisector Bond	0.81
	PIMCO VIT Long-Term U.S. Government Portfolio	Long Government	1.13
	American Funds ® IS U.S. Government Securities Fund SM	Intermediate Government	0.24
	Fidelity ® VIP Government Money Market Portfolio	Money Market – Taxable	0.24
Non-U.S. Fixed Income	PIMCO VIT Emerging Markets Bond Portfolio	Emerging Markets Bond	0.89
	Vanguard VIF Global Bond Index Portfolio	Intermediate Core Bond	0.13
	American Funds ® IS Capital World Bond Fund SM	Global Bond	0.47
	Templeton Global Bond VIP Fund	Global Bond	0.52
	DFA VA Global Bond Portfolio	Global Bond-USD Hedged	0.21
Alternative Strategies/Sector Portfolios	★ JPMorgan Hedged Equity	Options Based	0.70
	Fidelity ® VIP Consumer Discretionary Portfolio	Consumer Cyclical	0.66
	Fidelity ® VIP Energy Portfolio	Equity Energy	0.64
	T. Rowe Price Health Sciences Portfolio	Health	0.94
	Vanguard VIF Real Estate Index Portfolio	Real Estate	0.26
	Invesco V.I. Technology Fund	Technology	0.98
	MFS ® VIT Utilities Series	Utilities	0.78
Defined Outcome Funds	Invesco ® V.I. Nasdaq 100 Buffer Funds ¹	Options Based	0.71
	Invesco ® V.I. S&P 500 Buffer Funds ¹	Options Based	0.71

★ Eligible for an optional living benefit.

¹Invesco® V.I. Defined Outcome Funds are not available in New York. To learn more about Invesco® V.I. Defined Outcome Funds, options and availability, please visit <http://www.invesco.com/Defined-Outcome-I> for more information.

Pacific Dynamix® Portfolios

Each Pacific Dynamix Portfolio is a fund-of-funds that invests in a wide range of index-oriented underlying funds.

- Index-based: Lower expenses associated with passive investment instruments allow a Pacific Dynamix Portfolio to play a key role in managing the cost of your overall investment portfolio.
- Multi-asset-class diversification: Nine underlying investments in the Pacific Dynamix Portfolios offer global investment exposure across numerous asset classes and investment styles.
- Multi-manager asset allocation: Three well-respected money-management firms manage the respective investment sleeves, offering investment depth and knowledge.

BlackRock

BlackRock Investment Management manages the domestic-equity sleeve.



Fidelity Management & Research Company LLC manages the international-equity sleeve.¹

STATE STREET GLOBAL ADVISORS

SSGA Fund Management manages the fixed-income sleeve.

Fund	Net Fund Expense (%)	Portfolio Composition (%)	Objective
Pacific Dynamix® Conservative-Growth	0.39		Pacific Dynamix® Conservative-Growth seeks current income and moderate growth of capital.
Pacific Dynamix® Moderate-Growth	0.39		Pacific Dynamix® Moderate-Growth seeks moderately high, long-term growth of capital with low current income.
Pacific Dynamix® Growth	0.39		Pacific Dynamix® Growth seeks long-term growth of capital and low to moderate income.

★ Eligible for an optional living benefit.

Asset Allocations % (Net) ■ Non-U.S. Equity ■ U.S. Equity ■ Non-U.S. Bond ■ U.S. Bond ■ Cash ■ Other

¹Geode Capital Management, LLC manages these funds on a day-to-day basis.



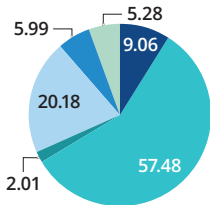

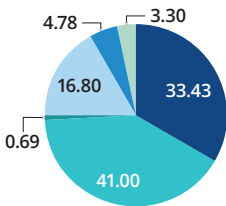

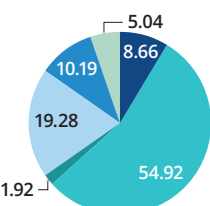

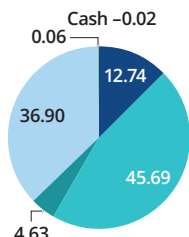

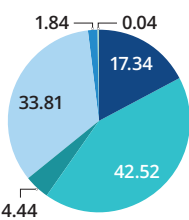
Pie chart allocations reflect information as of 6/30/23 provided by the investment firms managing the respective portfolio(s). Portfolio allocations can fluctuate and may change over time.

Annuity withdrawals and other distributions of taxable amounts, including death benefit payouts, will be subject to ordinary income tax. For nonqualified contracts, an additional 3.8% federal tax may apply on net investment income. If withdrawals and other distributions are taken prior to age 59½, an additional 10% federal income tax may apply. A withdrawal charge and a market value adjustment (MVA) also may apply. Withdrawals will reduce the contract value and the value of the death benefit, and also may reduce the value of any optional benefits.

The value of the variable investment options will fluctuate so that shares, when redeemed, may be worth more or less than the original cost.

Asset-Allocation Funds



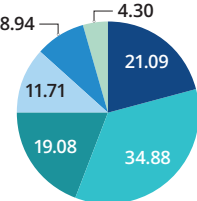

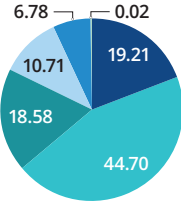

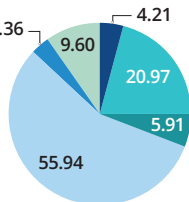

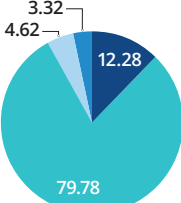

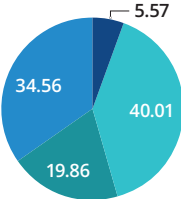
Pacific Advisory Variable Annuity offers a variety of asset-allocation funds across multiple investment disciplines from well-known and respected investment managers.


Fund	Net Fund Expense (%)	Portfolio Composition (%)	Objective
 CAPITAL GROUP AMERICAN FUNDS® American Funds® IS Asset Allocation FundSM	 0.30		<p>The primary investment objective of American Funds® IS Asset Allocation FundSM is to provide high total return (including income and capital gains) consistent with preservation of capital over the long term.</p>
 CAPITAL GROUP AMERICAN FUNDS® American Funds® IS Capital Income Builder® FundSM	0.27		<p>American Funds® IS Capital Income Builder® FundSM has two primary investment objectives. It seeks (1) to provide a level of current income that exceeds the average yield on U.S. stocks generally and (2) to provide a growing stream of income over the years. The fund's secondary objective is to provide growth of capital.</p>
 CAPITAL GROUP AMERICAN FUNDS® American Funds® IS Managed Risk Asset Allocation FundSM	0.65		<p>The investment objective of American Funds® IS Managed Risk Asset Allocation FundSM is to provide high total return (including income and capital gains) consistent with preservation of capital over the long term while seeking to manage volatility and provide downside protection.</p>
Avantis Investors® <small>By American Century Investments®</small> Avantis Balanced Allocation Portfolio	 0.44		<p>Avantis Balanced Allocation Portfolio seeks long-term growth of capital and low to moderate income.</p>
BlackRock BlackRock 60/40 Target Allocation ETF V.I. Fund	 0.33		<p>BlackRock 60/40 Target Allocation ETF V.I. Fund seeks long-term capital appreciation. Current income is also a consideration.</p>

 Eligible for an optional living benefit.



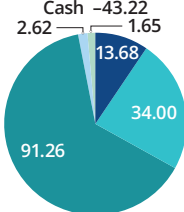


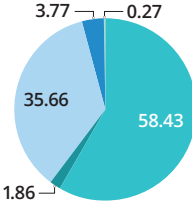


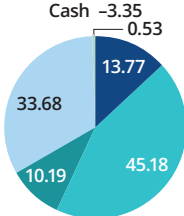

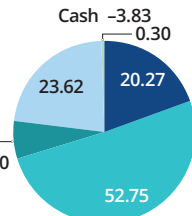

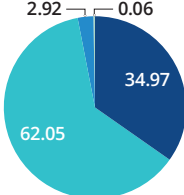
Asset Allocations % (Net) ■ Non-U.S. Equity ■ U.S. Equity ■ Non-U.S. Bond ■ U.S. Bond ■ Cash ■ Other

Asset-Allocation Funds (cont.)

Fund	Net Fund Expense (%)	Portfolio Composition (%)	Objective
 BlackRock BlackRock Global Allocation V.I. Fund	 0.77		BlackRock Global Allocation V.I. Fund seeks to provide a solid foundation for investors' long-term investment portfolios by delivering broad diversification across stocks, bonds, and cash and investing across the globe.
 Dimensional DFA VA Global Moderate Allocation Portfolio	0.28		The investment objective of the DFA VA Global Moderate Allocation Portfolio is to seek total return consisting of capital appreciation and current income.
 FRANKLIN TEMPLETON Franklin Income VIP Fund	0.46		Franklin Income VIP Fund seeks to maximize income while maintaining prospects for capital appreciation.
 FRANKLIN TEMPLETON Franklin Mutual Shares VIP Fund	0.69		Franklin Mutual Shares VIP Fund seeks to provide capital appreciation. Its secondary goal is income.
 Goldman Sachs Asset Management Goldman Sachs VIT Trend Driven Allocation Fund	0.72		Goldman Sachs VIT Trend Driven Allocation Fund seeks total return and also to provide volatility management.

 Eligible for an optional living benefit.

Asset Allocations % (Net) ■ Non-U.S. Equity ■ U.S. Equity ■ Non-U.S. Bond ■ U.S. Bond ■ Cash ■ Other

Fund	Net Fund Expense (%)	Portfolio Composition (%)	Objective
 Invesco V.I. Balanced-Risk Allocation Fund	 0.88		The investment objective of Invesco V.I. Balanced-Risk Allocation Fund's is total return with a low to moderate correlation to traditional financial market indices.
 Janus Henderson VIT Balanced Portfolio	 0.62		Janus Henderson VIT Balanced Portfolio seeks an optimal balance of asset-class opportunities, dynamically allocating across the equity and fixed-income markets using integrated, firm-wide research. The Fund does not have a static 60/40 allocation between equities and bonds; it has the ability to vary from 35% to 65% equities to adapt to market conditions.
 PLFA ESG Diversified	 0.62		PLFA ESG Diversified is a fund-of-ESG-funds that seeks long-term growth of capital and low to moderate income. The Fund invests in underlying U.S. and international equity and fixed-income mutual funds with an ESG focus.
 PLFA ESG Diversified Growth	0.59		PLFA ESG Diversified Growth is a fund-of-ESG-funds that seeks long-term growth of capital and low to moderate income while giving consideration to certain ESG criteria. The Fund invests in U.S. and foreign equity and debt instruments with an ESG focus.
 TOPS® Aggressive Growth ETF Portfolio	0.29		TOPS® Aggressive Growth ETF Portfolio seeks capital appreciation.

 Eligible for an optional living benefit.

Asset Allocations % (Net) ■ Non-U.S. Equity ■ U.S. Equity ■ Non-U.S. Bond ■ U.S. Bond ■ Cash ■ Other


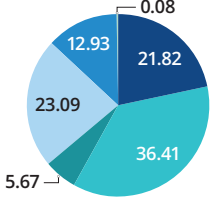

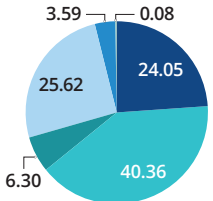


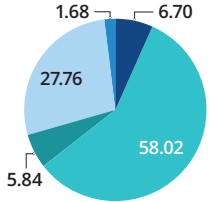


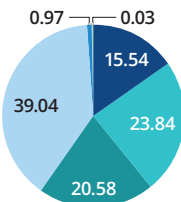

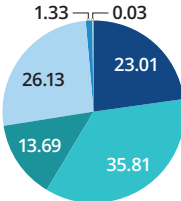
Pacific Life Fund Advisors LLC (PLFA), a wholly owned subsidiary of Pacific Life Insurance Company, is the investment adviser to the Pacific Select Fund (PSF). PLFA directly manages the PSF funds-of-funds.

Asset-Allocation Funds (cont.)

Fund	Net Fund Expense (%)	Portfolio Composition (%)	Objective
 <p>TOPS® Balanced ETF Portfolio</p>	 0.30		TOPS® Balanced ETF Portfolio seeks income and capital appreciation.
 <p>TOPS® Conservative ETF Portfolio</p>	 0.33		TOPS® Conservative ETF Portfolio seeks to preserve capital and also provide moderate income and moderate capital appreciation.
 <p>TOPS® Growth ETF Portfolio</p>	0.30		TOPS® Growth ETF Portfolio seeks capital appreciation.
 <p>TOPS® Managed Risk Balanced ETF Portfolio</p>	0.51		TOPS® Managed Risk Balanced ETF Portfolio seeks to provide income and capital appreciation with less volatility than the fixed-income and equity markets as a whole.
 <p>TOPS® Managed Risk Growth ETF Portfolio</p>	0.49		TOPS® Managed Risk Growth ETF Portfolio seeks capital appreciation with less volatility than the equity markets as a whole.

 Eligible for an optional living benefit.

Asset Allocations % (Net) ■ Non-U.S. Equity ■ U.S. Equity ■ Non-U.S. Bond ■ U.S. Bond ■ Cash ■ Other

Fund	Net Fund Expense (%)	Portfolio Composition (%)	Objective
 <p>TOPS® Managed Risk Moderate Growth ETF Portfolio</p>	0.50		TOPS® Managed Risk Moderate Growth ETF Portfolio seeks capital appreciation with less volatility than the equity markets as a whole.
 <p>TOPS® Moderate Growth ETF Portfolio</p>	0.30		TOPS® Moderate Growth ETF Portfolio seeks capital appreciation.
 <p>Vanguard® Vanguard VIF Balanced Portfolio</p>	 0.21		Vanguard VIF Balanced Portfolio seeks to provide long-term capital appreciation and reasonable current income.
 <p>Vanguard® Vanguard VIF Conservative Allocation Portfolio</p>	 0.13		Vanguard VIF Conservative Allocation Portfolio seeks to provide current income and low to moderate capital appreciation.
 <p>Vanguard® Vanguard VIF Moderate Allocation Portfolio</p>	0.12		Vanguard VIF Moderate Allocation Portfolio seeks to provide capital appreciation and a low to moderate level of current income.

 Eligible for an optional living benefit.

Asset Allocations % (Net) ■ Non-U.S. Equity ■ U.S. Equity ■ Non-U.S. Bond ■ U.S. Bond ■ Cash ■ Other

**To learn more about the investment options available with
Pacific Advisory Variable Annuity, contact your financial professional or
visit PacificLife.com.**

Pacific Life, its affiliates, their distributors, and respective representatives do not provide tax, accounting, or legal advice. Any taxpayer should seek advice based on the taxpayer's particular circumstances from an independent tax advisor or attorney.

Pacific Life is a product provider. It is not a fiduciary and therefore does not give advice or make recommendations regarding insurance or investment products.

This material must be preceded or accompanied by the product prospectus. Contact your financial professional or visit PacificLife.com for more information, including product and underlying fund prospectuses that contain more complete information about Pacific Life and a variable annuity's risks, charges, limitations, and expenses, as well as the risks, charges, expenses, and investment goals of the underlying investment options. Read them carefully before investing.

Under current law, a nonqualified annuity that is owned by an individual is generally entitled to tax deferral. IRAs and qualified plans—such as 401(k)s and 403(b)s—are already tax-deferred. Therefore, a deferred annuity should be used only to fund an IRA or qualified plan to benefit from the annuity's features other than tax deferral. These include lifetime income, death benefit options, and the ability to transfer among investment options without incurring additional charges.

There is no guarantee the funds will achieve their investment objectives. Although some funds may have names or investment goals that resemble retail mutual funds managed by the same money manager, these funds may not have the same underlying holdings or performance as the retail mutual funds. Investment results may be higher or lower.

Unless otherwise noted, all aforementioned money managers, their distributors, and affiliates are unaffiliated with Pacific Life and Pacific Select Distributors, LLC.

The Invesco® V.I. NASDAQ 100 Buffer Fund is not sponsored, endorsed, sold or promoted by the Nasdaq or its affiliates (Nasdaq, with its affiliates, are referred to as the "Corporations"). The Corporations have no liability in connection with the administration, marketing or trading of the Invesco® V.I. NASDAQ 100 Buffer Fund. "Nasdaq®" is a registered trademark and is used under license.

The S&P 500® index is a product of S&P Dow Jones Indices LLC or its affiliates ("SPDJI") and has been licensed for use by Pacific Life Insurance Company. S&P®, S&P 500®, US 500, The 500, iBoxx®, iTraxx®, and CDX® are trademarks of S&P Global, Inc., or its affiliates ("S&P"); Dow Jones® is a registered trademark of Dow Jones Trademark Holdings LLC ("Dow Jones"); and these trademarks have been licensed for use by SPDJI and sublicensed for certain purposes by Pacific Life Insurance Company. Pacific Advisory Variable Annuity is not sponsored, endorsed, sold, or promoted by SPDJI, Dow Jones, S&P, their respective affiliates, and none of such parties make any representation regarding the advisability of investing in such product(s) nor do they have any liability for any errors, omissions, or interruptions of the S&P 500® index.

Third-party trademarks and service marks are the property of their respective owners.

Pacific Life refers to Pacific Life Insurance Company and its affiliates, including Pacific Life & Annuity Company. Insurance products can be issued in all states, except New York, by Pacific Life Insurance Company or Pacific Life & Annuity Company. In New York, insurance products are only issued by Pacific Life & Annuity Company. Product/material availability and features may vary by state. Each insurance company is solely responsible for the financial obligations accruing under the products it issues.

Variable insurance products are distributed by **Pacific Select Distributors, LLC** (member FINRA & SIPC), a subsidiary of Pacific Life Insurance Company and an affiliate of Pacific Life & Annuity Company.

The home office for Pacific Life & Annuity Company is located in Phoenix, Arizona. The home office for Pacific Life Insurance Company is located in Omaha, Nebraska.

Contract Form Series: ICC20:10-1040
State variations to contract form series may apply.
VAC1888RIA-1123-1